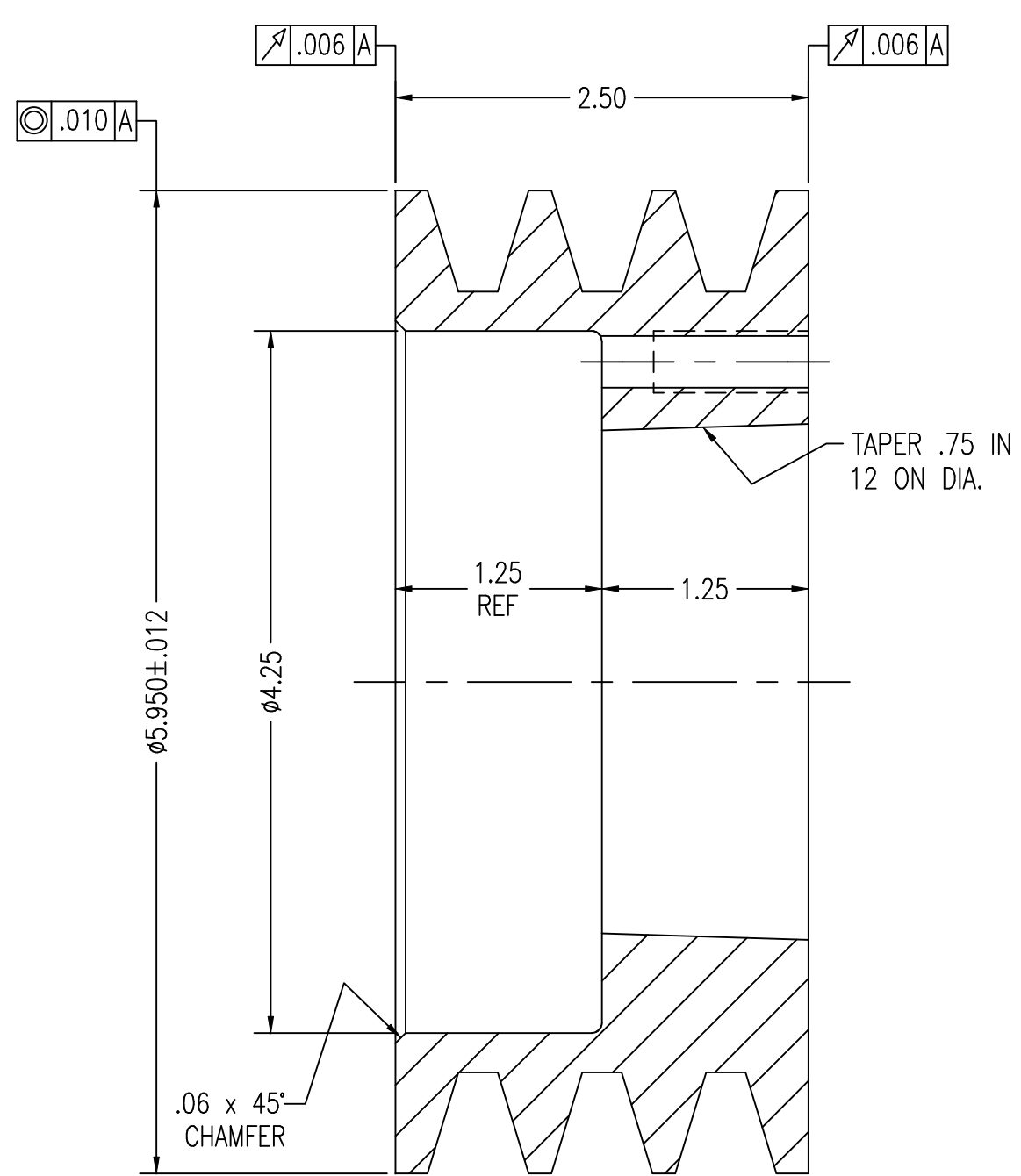
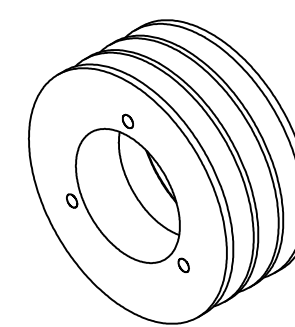


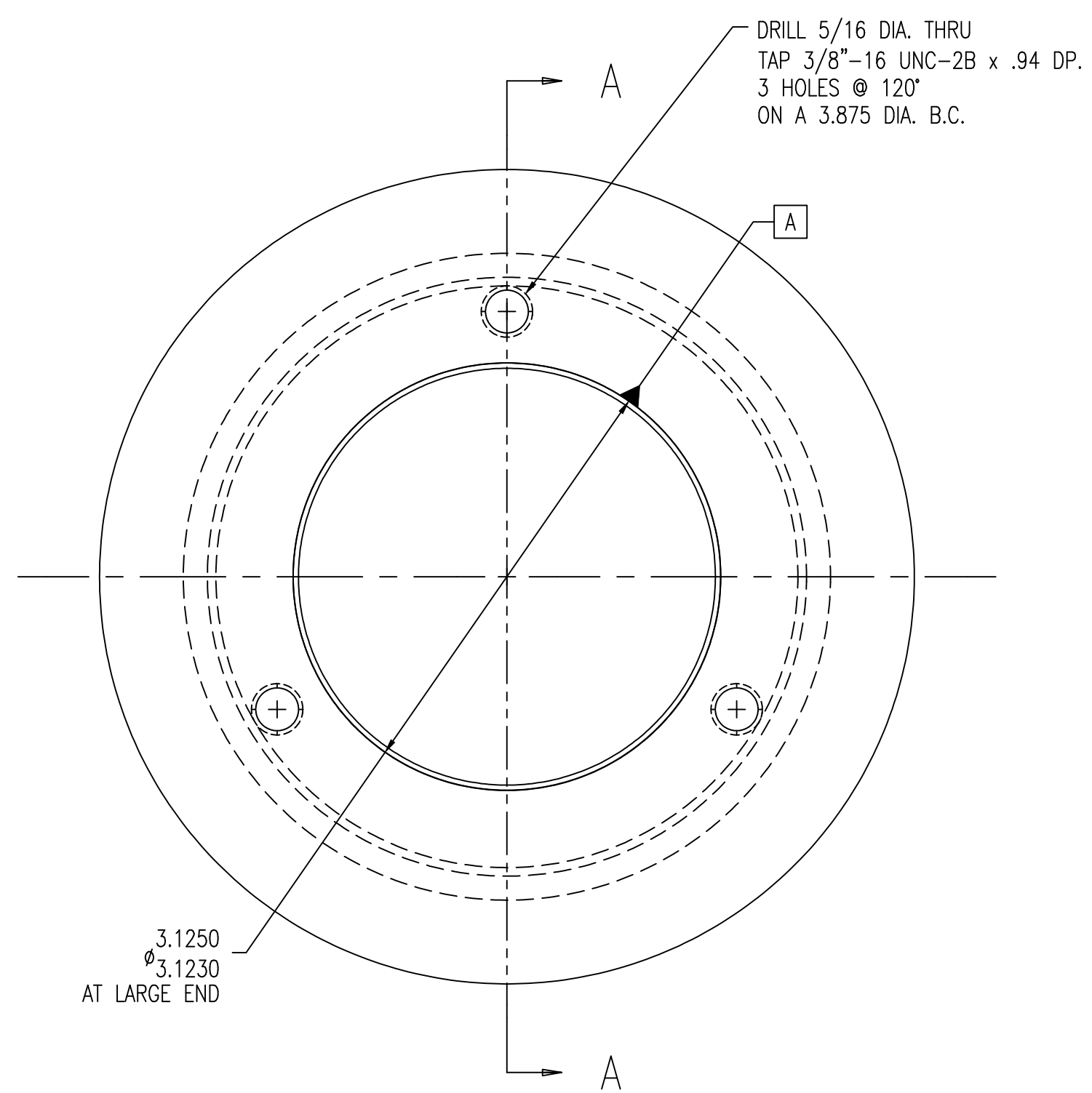
- \* TOL. NOT TO VARY MORE THAN .004 TOTAL IN INDIVIDUAL SHEAVE.
- PAINTE GRAY EXCEPT BORE AND TAPPED HOLES.
- SUPERSEDES DRAWING NO. 30852-S.

PATTERN-RING 5.6-B-3-SF	SET MACHINE c   d	ARM	WEB c   d	HUB c   d	OUTSIDE LINING c   d	FLASK	JIG NO. SF
----------------------------	----------------------	-----	--------------	--------------	-------------------------	-------	---------------

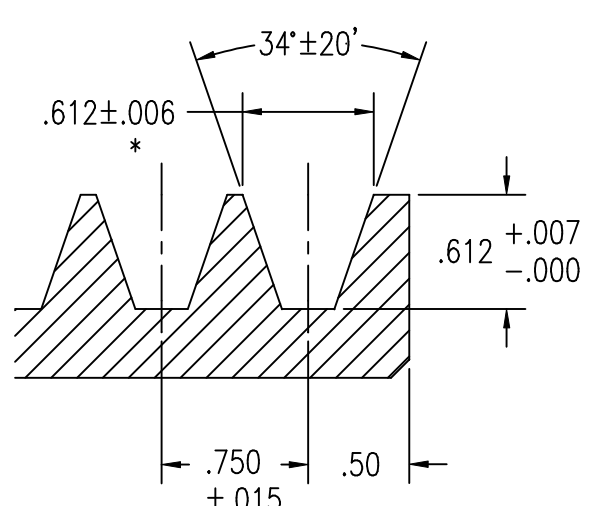
STAMP ON THIS SIDE  
MAX RPM 4200  
5.6X3LB-SF  
DATE CODE



SECTION A-A



DRILL 5/16 DIA. THRU  
TAP 3/8"-16 UNC-2B x .94 DP.  
3 HOLES @ 120°  
ON A 3.875 DIA. B.C.



3 STD B GROOVES  
NOT TO SCALE

CAST IRON - CLASS 30  
1 PLANE BALANCE WITHIN .41 oz. in.  
FINISH ALL OVER - BALANCE OPERATION NOT REQ'D

\* © T.B. WOOD'S INCORPORATED.  
THIS DRAWING CONTAINS  
PROPRIETARY INFORMATION  
AND SHALL NOT BE USED OR  
REPRODUCED WITHOUT WRITTEN  
CONSENT OR APPROVAL FROM  
TB WOOD'S INCORPORATED.

1	3/8"-16 UNC x 1.25" LG. HEX CAPSCREW	H181	3
ITEM	DESCRIPTION	P/N	QTY

FINISH AND TOLERANCES UNLESS OTHERWISE SPECIFIED				THIRD ANGLE PROJECTION				TB WOOD'S INCORPORATED MECHANICAL DIVISION			
√ = 250 MICRO INCH	DECIMAL	MACHINED	CASTING	DRAWN: CNG		DATE: 10-28-03		CUSTOMER:		DESCRIPTION: 5.6X3LB-SF (SPEC)	
STRAIGHT BORES, SYNCHRONOUS TEETH AND V-BELT GROOVE SIDEWALLS 125 MICRO INCH	UP TO 12" .xx	= ±.03	±.06	APPROVED: WKC		DATE: 10-28-03		CUST. NO.:		LIBRARY: Sheave_B	
	OVER 12" .xx	= ±.06	±.09	REVISIONS		ECN NO.		BY		DATE	
	.xxx	= ±.005		REVISIONS		BY		DATE		SHEET: 1 OF 1	
	ANGULAR	±.0'30'		REVISIONS		BY		DATE		SCALE: 1/1	
	REMOVE ALL BURRS AND BREAK ALL SHARP CORNERS UNLESS OTHERWISE SPECIFIED			REVISIONS		BY		DATE		FINISH WT.-LBS. 7.5	
				REVISIONS		BY		DATE		DRAWING NUMBER 40874-2	
				REVISIONS		BY		DATE		REV. LEVEL A	